





Steps to follow to use

AGRÓNIC APP or AGRÓNIC WEB



To use the Agrónic APP and/or the Agrónic Web you must have an controller with the required options, configure it, and register it in the cloud selecting the desired services.

1.  Controllers and options
2.  Configure the controller
3.  Register controller in the cloud
4.  Access the applications

1. Controllers and options

1.1. Controllers

The Agrónic APP is available for the Agrónic 2500, Agrónic 4000, Agrónic 5500, Agrónic 7000 and Agrónic Bit. The Agrónic Web is available for the Agrónic 2500 and Agrónic 4000, and new controllers will be added soon.

1.2. Options

- The controllers must have the option “GPRS link”, “WiFi link” or “Ethernet”.

If the option is “GPRS link”, you must also have a SIM card with an M2M contract so that the controller can connect.

In order to facilitate the configuration steps of the controller, with the purchase of the option, we deliver inside the controller a M2M SIM card with Movistar coverage.

The types and prices of the card are:

SIM card Spain 50 MB per month No SMS	+35€ / year
SIM card Spain 50 MB per month 20 SMS/month	+60€ / year

(Prices 2019 - Taxes not included)




SIM card other countries 25 MB per month No SMS	+55€ / year
SIM card other countries 25 MB per month 20 SMS/month	+100€ / year

See other countries in app.progres.es

(Prices 2019 - Taxes not included)

- In addition, they must have the option “Web Platform” or the option “Agrónic PC Program” activated”.



2. Configure the controller

2.1. Controllers with “GPRS link” option

We need to configure the APNs and communications of the controller in order to be able to connect with the applications. Depending on the type of controller and card to be used, the configuration steps are different. From this link, you will know what settings are required for the equipment.

CONFIGURATION STEPS

2.2. Controllers with option “WiFi” or “Ethernet”

Consult the controller’s communications manual.

3. Register your controller in the cloud

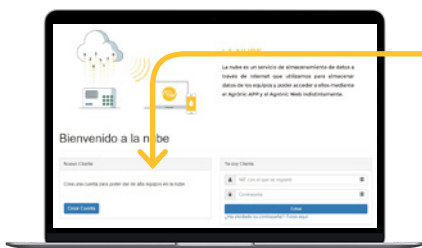
The cloud is a data storage service through the internet that we use to store data from the controllers and be able to access it through the Agrónic APP and the Agrónic Web indistinctly.

Storing an controller in the cloud has an annual fee of €50 per unit (excluding taxes). There is a price scale according to the quantity of controllers registered:

From the 1st to 3rd controller registered	50€ / year each	From the 11th to 25th controller registered	35€ / year each
From the 4th to 6th controller registered	45€ / year each	From the 26th to 50th controller registered	30€ / year each
From the 7th to 10th controller registered	40€ / year each	From the 51st controller registered	25€ / year each

(Prices 2019 - Taxes not included) (Prices 2019 - Taxes not included)

The steps to register a controller in the cloud are:



3.1. Create an account

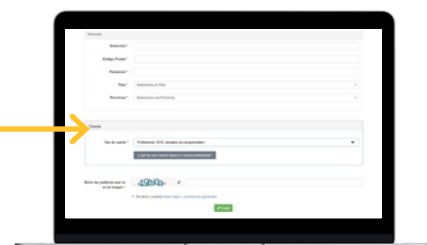
It is necessary to create an account in order to register the controller in the cloud. To do this, you will need to log in to app.progres.es and create an account in the “New Customer” section. If you have already registered before, you will need to log in to “Returning Customer”.

GO TO APP.PROGRES.ES

3.2. Type of account

In the form to create a new account, you will need to select the type of account you want to use: basic or professional. If you already have an account, you can change the type in the “My Account” section.

The Agrónic APP uses only one type of account, the basic one. While the Agrónic Web has two types of account, the basic and the professional one.





Basic account

The basic account has the main functions of the controller.



Professional account

The professional account incorporates more specific features for more demanding clients, such as:



Registration unrestricted data



Knowledge of available water capacity by sector



Creation of more than 3 sub-users per unit




More views of maps




Dew point data



Vapor pressure deficit data (VPD)



Knowledge of water balance by sector



Evapotranspiration (ET) calculation

We are developing more features of which we will inform you as we incorporate them.

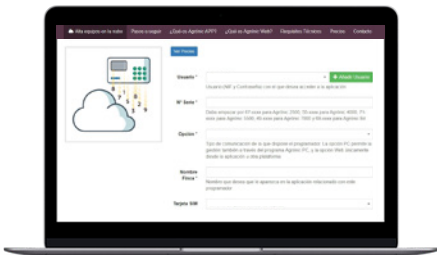
If you choose a professional account, all your controllers will have the features of a professional account. The account type is linked to the user: a user cannot have a professional account for some controllers and a basic account for others.

The price of a professional account is 20 €/year per controller (Taxes not included).

Basic account	+0€ / year controller
Professional Account	+20€ / year controller

(Prices 2019 - Taxes not included)

3.3. Register the controller



Once inside the account, in the section “Registering controller in the cloud” you will have to provide the serial number of the controller, the name of the plot where it is installed, the option available to the controller (“Web Platform” or “Agrónic PC Programme”), and if you are going to use your SIM card or the one we supply by default.

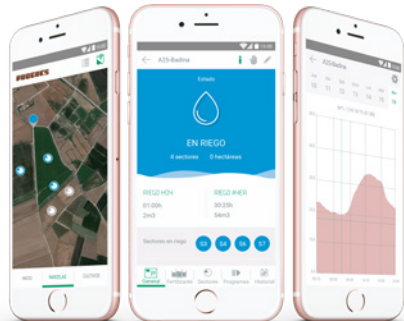
3.4. Validate data

Once the registration is accepted, we will validate the information provided and if everything is correct within 24 hours (working days) you will receive an email confirming the registration of the controller in the cloud.

4. Access the applications

With the username and password created in step 3 you will be able to access the Agrónic APP or the Agrónic Web indistinctly. You can manage all the controller you have uploaded to the cloud with the same account.

4.1. Agrónic APP



Download the application for free through the APP Store for iPhone mobile phones or from Google Play for Android phones.



4.2. Agrónic Web



Access the Agrónic Web from the browser of your computer or tablet by entering the address: www.agronicweb.com

GO TO AGRÓNIC WEB

Example of prices

If you use a controller with a “Progrés SIM card” without SMS, want to register the controller in the cloud and want to use a basic account, the price will be 85€ per year (taxes not included).

If you use four controllers with “Progrés SIM card” with SMS, want to register the four controllers in the cloud and want to use a professional account, the price will be 515€ per year (taxes not included).

1 SIM Card
Progrés



35€

1 controller
in the cloud



50€

Basic
account



0€

4 SIM Card Progrés
with SMS



60€ x 4

4 controllers
in the cloud



50€ + 50€ + 50€ + 45€

Professional
account



20€ x 4

Sistemas Electrònics Progrés, S.A.

Polígon Industrial, C/ de la Coma, 2 | 25243 El Palau d'Anglesola | Lleida | España

Tel. (+34) 973 32 04 29 | info@progres.es | www.progres.es

R-2106-3